

Writing at St Meriadoc Junior Academy

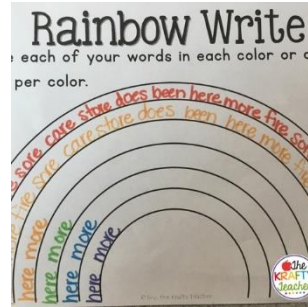


At *St Meriadoc Junior Academy*, our intention is to create opportunities for children to pick up a pencil and *never want to put it down*. We use the *Talk for Writing Approach* in order to teach writing whilst keeping it *creative* and *exciting*. We also teach *SPaG (Spelling, punctuation and grammar)* in separate lessons to help children learn the formula for writing. We hope you find this helpful!

Spelling

The more children see the word and practise it, the more likely they are to use it and spell it correctly. Here are some ideas:

- Roll and spell
- Hangman
- Rainbow writing



Spelling Roll-A-Word

Start with the first word in your spelling list. Roll a die and complete the activity for the number you roll. Continue with the rest of your list.

	Write your word in a sentence.
	Draw a picture of your word.
	Write a synonym of your word.
	Write an antonym of your word.
	Write the definition for your word.
	Write your word three times.


(Tip: the more you use the word in your vocabulary, the children will begin to use it too!)

Punctuation

No one wants to eat Grandma!

Punctuation is important as it shows you where to stop when you read. Try:

- Fixing the mistakes in an extract
- Come up with some other examples of a sentence.



Full Stop Used at the end of a sentence	Question Mark Used at the end of an interrogative sentence to form a question.	Comma Used to denote a pause in a sentence	Exclamation Mark Used to denote shock, surprise, anger or a raised voice.
Quotation Mark Used to show that someone else has said it	Colon Used to indicate what is to follow next.	Semi Colon Used to link two independent clauses.	Apostrophe Used to show possession or for contraction of word.
Hyphen Used to glue words together.	Slash Used to separate letters, numbers or words.	Ellipsis Mark Used to separate items in a series.	Round Brackets Used to add extra information in a sentence.

Grammar

Grammar is about how your writing flows. Knowing grammar rules and word classes will help to construct a sentence. There are 8 different types of word class. These are:

- Noun
- Adjective
- Verb
- Conjunction (coordinating conjunctions = and, but + or) (subordinating conjunctions = despite, although, eventhough)
- Adverb
- Determiner
- Preposition
- Pronoun

Fronted adverbial:	One day,
Determiner + adjective:	a small
Noun:	tiger
Verb:	climbed
Adverb:	cautiously
Preposition:	through
Determiner + adjective:	the dirty
Noun:	window

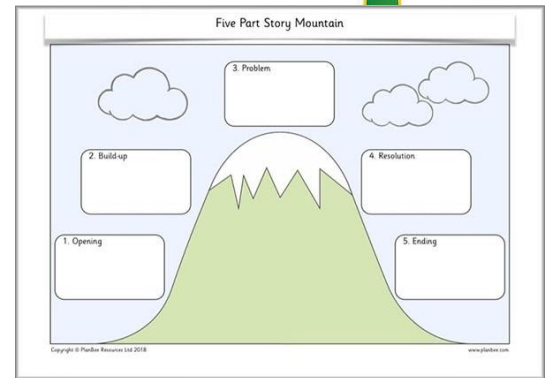
Some ideas include:

- Sentence circles (as above). Put the word classes in order to make a sentence.
- Name them! Show a picture of a dog, how many types of dog can you name in a minute? e.g. Labrador etc.
- Guess the verb (act out a verb) your child will have to guess what it is e.g. run, walk. You can play this with adverbs too e.g. walk briskly, walk slowly.

Talk for Writing

At school, we teach the children through the Talk for Writing Approach, this is where we:

- Learn an example of a story (gives the children new vocabulary and words they may not have seen)
- We look at the example and look at what the story uses to form a checklist e.g. a fantasy story might use lots of adjectives to describe the place.
- The children then use all they've learnt to plan a story of their own.
- They write the story using the checklist to make sure they write a story that suits the genre.



A story usually has five parts: a beginning, build-up, climax (the dramatic part where something happens), the resolution (the solution to the drama) and the ending. Have a go at coming up with your own five part story.

If you only have a few seconds, fine! A story usually has: a character, a setting, something they want, a problem. See how many 30 second stories you can come up with by putting these elements together e.g. a princess (character) who lives in a dilapidated house (setting) wants to go to the ball (want) but she is under the command of her evil stepsisters (problem).

Creative Writing Opportunities

Pictures:

Once Upon a Picture - a website that will give you some weird and wacky photos as writing prompts! <https://writers.scholastic.co.uk/picturestarters> - This will give you some ideas for writing too and a possible competition some of you may want to enter!

Story starters:

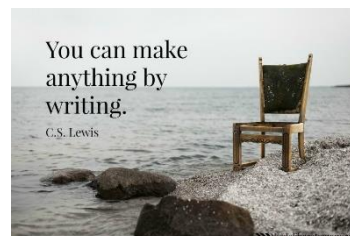
<https://thinkwritten.com/writing-prompts-for-kids/> - This has 300 ideas for you!

Videos to get the imagination going:

My last and final one is Literacy shed - this will give you videos that will inspire you and some idea underneath. Google literacy shed and explore all the wonderful videos in the 'Dream shed or Thinking Shed.

We are always here for you!

Don't forget that us at St. Meriadoc Junior are always here for you. If you need anything at all don't hesitate to get in contact with your teacher. We hope this helps! Writing is about practise and the more you indulge yourself in good books, the more this will help your writing too! The more you read, the more you'll grow.



The more that you
READ,
the more **THINGS**
you will **KNOW.**
The more that you
LEARN,
the more **PLACES**
YOU'LL GO
-Dr. Seuss